

IMPORTANT: IN THE INTEREST OF PRODUCT PERFORMANCE AND SAFETY PLEASE READ THESE INSTALLATION AND WARRANTY INSTRUCTIONS BEFORE INSTALLING THE PRODUCT.



SAL products are designed in accordance with all mandatory International and Australian Standards, which require installation by a qualified installer and regular cleaning and maintenance of the equipment. Products are sold in accordance with the following instructions and SAL standard terms and conditions of sale, which are available via www.sal.net.au.

LED Linkable SL9706 TC Seamless Slimline electrical and installation specification effective 3/4/2018.

Model No.	Input (V)/(Hz)	Power (W)	Lumens (lm)	CCT (K)	Line Current (A)	CRI	Mass (N.W. kg)	In-rush Current (A)	Dimension L x W x H (mm)
SL9706/280TC	240/50	4	300/380/300	3000/4000/5500	0.04	>80	0.28	9.6 @ 1.2µs	280 x 23 x 36
SL9706/540TC	240/50	9	750/800/750	3000/4000/5500	0.08	>80	0.38	11.7 @ 1.2µs	540 x 23 x 36
SL9706/840TC	240/50	13	1050/1200/1050	3000/4000/5500	0.11	>80	0.46	14.4 @ 1.2µs	840 x 23 x 36
SL9706/1140TC	240/50	18	1550/1600/1600	3000/4000/5500	0.15	>80	0.55	19 @ 1.2µs	1140 x 23 x 36
SL9706/1440TC	240/50	22	1800/2000/1800	3000/4000/5500	0.18	>80	0.68	18.7 @ 1.2µs	1440 x 23 x 36

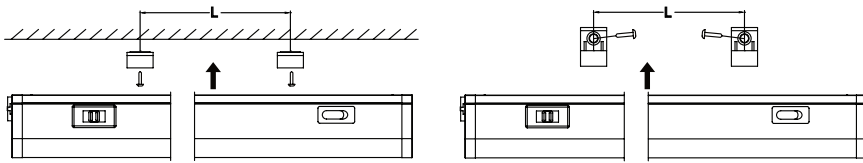
Electrical class	II	Beam Angle	105°
Power factor	>0.5	Earth Leakage current	NA
Operating ambient min/max	0 to 25°C	Storage ambient limit	0 to 60°C
Operating humidity	10% to 85% RH, NC	Storage humidity	10% to 85% RH, NC
Calculated TM - 21, L ₇₀ @ 85 °C (hrs)	66,000	Reported TM - 21, L ₇₀ @ 85 °C (hrs)	60,000
Aiming restrictions (if any)	No	Product application	Interior residential, commercial spaces
IK rating (if relevant)	NA	Product installation orientation	Horizontal ceiling mount
CCT, (k) switch control (TC)	Yes	Dimmable	No
Insulation cover rating (if any)	NA	PIXIE connectivity	Yes (switch only)
IP rating	20	Attachment type	Y
Body Colour	White		
IP rating for interior products: The designated IP rating is "from below the ceiling" unless otherwise specified.			
IP rating ALL products: Termination of the product must be made in accordance with the IP rating.			
Earth Leakage current: Is calculated in accordance with AS/NZ 60598.1.2013 table 10.3.			

Product application requirements:

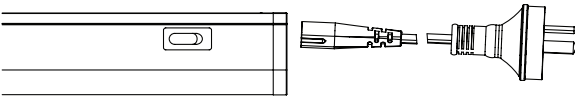
- 1. Recycling** – SAL encourages recycling, please consider the environment when disposing of packaging and components.
- 2. Switching or test intervals** – For optimum product performance, good design practice does not encourage 24/7 operation of lighting products without the provision of a routine switching or regulatory test cycle. As a guide for continual operation installations, a twelve (12) hour duration for Industrial and Commercial applications and six (6) hour duration for Residential applications should be considered.
- 3. Product maintenance** – In line with the relevant design standards and to protect your investment, it is important to have in place a routine cleaning program that reflects the installation environment and maintains the product in a clean and functional condition.
IMPORTANT - The supply must be isolated before any product maintenance or cleaning is conducted. In addition, damage to ANY cable or cord supplied with the product must be addressed as follows; For attachment type X having a specially prepared cable, if the external flexible cable is damaged, it must be replaced by an equivalent cable exclusively available from the manufacturer or authorised installer. For attachment type Y, if the external flexible cable is damaged, it must be exclusively replaced by an equivalent cable by the manufacturer or authorised installer. For attachment type Z, if the external flexible cable is damaged, the cable cannot be replaced and the luminaire must be destroyed.
- 4. Adverse, corrosive and coastal installation applications** – Unless the product is specifically designated for such applications in these installation instructions, which is supported by a professional maintenance program; installation of equipment in such environments is not recommended.
- 5. Dimming products** – Dimming circuits and product compatibility must be validated by the installer before installation; SAL cannot be responsible for third party changes in dimmer compatibility.
- 6. Suspended products** – For installation safety, any suspended products must NOT be installed in high air movement spaces or locations subject to impact.
- 7. Light source replacements** – (non-replaceable light sources) - The light source of the product is deemed not replaceable, when the product reaches its end of life, the complete product must be replaced by a qualified installer. (Non-user replaceable light sources) - The light source of the product must only be replaced by the manufacturer or qualified installer. **Caution, risk of electric shock.**
- 8. Interior downlights and sensors with remote drivers** – The mounting facilities provided for the transformer/driver (if any), need only be utilized if in the application of the product is required by AS3000. Drivers are not designed for installation environments that restrict conventional airflow.

9. Specific installation procedures

9.1 Mounting – Mounting on ceiling or wall with mounting clips

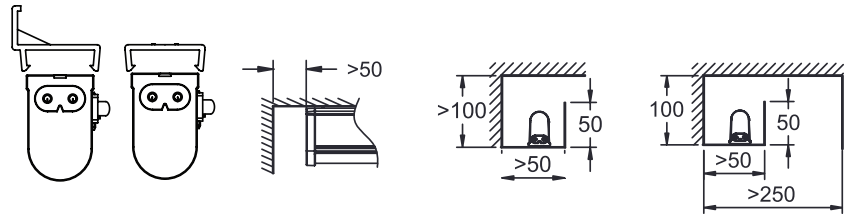


9.2 Wiring Connection – Use 2 pin plug for power connection



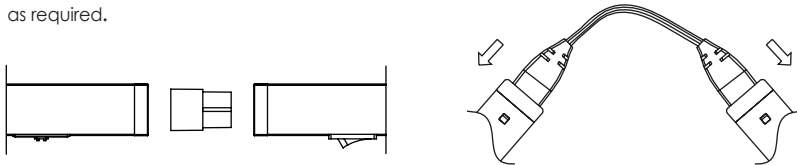
9.3 Mounting distance

Model No.	Mounting distance (L)
SL9706/280TC	100 ~ 140 mm
SL9706/540TC	280 ~ 360 mm
SL9706/840TC	450 ~ 600 mm
SL9706/1140TC	640 ~ 840 mm
SL9706/1440TC	880 ~ 1080 mm



9.4 Linking method 1 – Click fit male plug part into female socket. Affix next system only after linking.

Linking method 2 – Use the 165mm connector jack included or SL9706/32CM LINK (L 320 mm, not included) or SL9706/76CM LINK (L 760 mm, not included) for linking as required.



Mixed connections maximum 240W

SL9706/280TC	1 2 3 4...	55pcs
SL9706/540TC	1 2 3 4...	25pcs
SL9706/840TC	1 2 3 4...	17pcs
SL9706/1140TC	1 2 3 4...	12pcs
SL9706/1440TC	1 2 3 4...	10pcs

10. Warranty – In accordance with SAL's standard terms and conditions of sale, SAL warrant this product to be free from defects in materials and or workmanship for a period as stated below for goods not subject to incorrect installation, maintenance, operation, mishandling, environmental, unauthorised modifications or electrical operating conditions outside the nominated product specification as detailed in these installation instructions. The benefits to you given by this warranty are in addition to other rights and remedies you have under law. Our goods come with guarantees that cannot be excluded under the Australian Consumer Law. You are entitled to a replacement or refund for a major failure and compensation for any other reasonably foreseeable loss or damage. You are also entitled to have the goods repaired or replaced if the goods fail to be of acceptable quality and the failure does not amount to a major failure.

Warranty term – Twenty four (24) months from date of purchase for commercial use, thirty six (36) months from date of purchase for residential use.

How to make a claim?

Step # 1 – Within 30 days of the fault discovery, please contact the original place of the SAL product purchase during standard (local) business hours, with the following information (a) proof of purchase (b) description and quantity of the claimed fault (c) address of installation. (d) operating hours of the product.

Step # 2 – It is then the responsibility of the original place of product purchase to report the matter to SAL aftersales;

NSW | ACT | QLD – SAL Pty Ltd 40 Biloela Street Villawood NSW 2163 | P: 02 9723 3099

VICT | TAS | SA | NT | WA – SAL Pty Ltd 46-48 Keys Road Moorabbin Victoria 3189 | P: 03 9532 3168

Step # 3 – Upon review of your claim and if the product is required to be returned to SAL for technical evaluation, then at the owners expense the product must be returned to SAL as per the above nominated locations.

Step # 4 – Pending the evaluation, the claim will be validated resulting in the product being repaired or replaced with the same or best equivalent product at the discretion of SAL, or rejected if the product fault was found to be caused by conditions beyond the responsibility of SAL warranty obligations. Consideration of installation, product removal, return freight and or testing fees are not the responsibility of SAL.