

CLEAR DIMMABLE LCA - 4W

4 watt dimmable LED filament candle style clear lamps

Application

Energy efficient LED lamp solutions

Design Specifications

- Clear glass diffuser
- High efficiency LED filament
- Integral trailing edge dimmable LED driver
- 360° beam angle
- Colour temperature 2700K, 5000K, CRI > 80
- 1:1 size to traditional candle lamp, dimmable, Suits most candle lamp fittings

Performance

Dimmable Driver - **YES**

Dimmer Type - **TRAILING EDGE**

Technical Specification

Model No.	Description	Input (ac) (V)	Power (W)	Lumens (lm)	CCT (K)	CRI
LCA27B15D/C	LED CANDLE 4W B15 WW CLEAR DIM	240	4	450	2700	80
LCA27B22D/C	LED CANDLE 4W B22 WW CLEAR DIM B2/1	240	4	450	2700	80
LCA27E14D/C	LED CANDLE 4W E14 WW CLEAR DIM	240	4	450	2700	80
LCA27E27D/C	LED CANDLE 4W E27 WW CLEAR DIM B2/1	240	4	450	2700	80
LCA50B15D/C	LED CANDLE 4W B15 DL CLEAR DIM	240	4	450	5000	80
LCA50B22D/C	LED CANDLE 4W B22 DL CLEAR DIM B2/1	240	4	450	5000	80
LCA50E14D/C	LED CANDLE 4W E14 DL CLEAR DIM	240	4	450	5000	80
LCA50E27D/C	LED CANDLE 4W E27 DL CLEAR DIM B2/1	240	4	450	5000	80

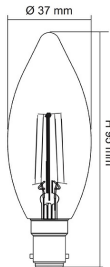




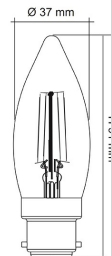
Model No.	Body Colour	Base Type
LCA27B15D/C	CLEAR	B15
LCA27B22D/C	CLEAR	B22
LCA27E14D/C	CLEAR	E14
LCA27E27D/C	CLEAR	E27
LCA50B15D/C	CLEAR	B14
LCA50B22D/C	CLEAR	B22
LCA50E14D/C	CLEAR	E14
LCA50E27D/C	CLEAR	E27

Dimensions

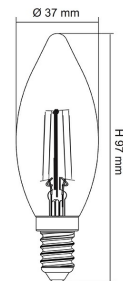
LCA B15



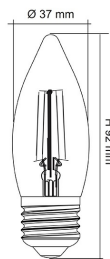
LCA B22



LCA E14



LCA E27





Product Images

