

MIRROR-15

Date: 03/2019

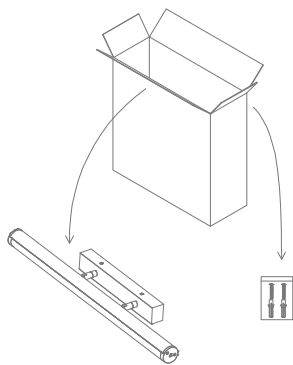
Variant	Item No.	Description
12011	MIRROR-15-BLK	15W Vanity light, black finish. Trio colour technology.
12013	MIRROR-15-CHR	15W Vanity light, chrome finish. Trio colour technology.
12015	MIRROR-15-SCHR	15W Vanity light, satin chrome finish. Trio colour technology.
12017	MIRROR-15-WHT	15W Vanity light, white finish. Trio colour technology.

Thank you for purchasing your new LED MIRROR-15, Please take the time to read and understand the instruction sheet below. Failure to do so may void warranty.

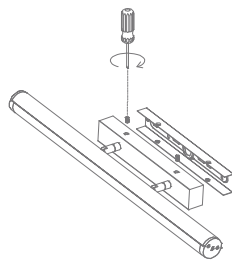
Specifications

Voltage:	240V AC	Lumen (±5%):	Warm White 3000K - 1590lm Neutral White 4000K - 1718lm White 5700K - 1845lm	Dimmable:	No
Power:	15W	Beam Angle:	120°	Operating Temp:	-20°C~45°C
IP Rating:	IP40	CCT:	3000K - 4000K - 5700K (Switchable)		
CRI:	≥80	Lifespan:	50,000hrs		

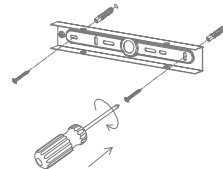
1. Remove from box



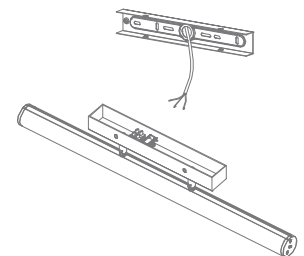
2. Press the hasp to take out the bracket



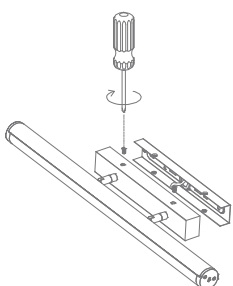
3. Knock-in the plastic anchor into the wall. Fix bracket with screw into the wall



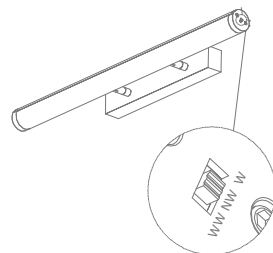
4. Remove the link pressing clip, connect the wires correspondingly



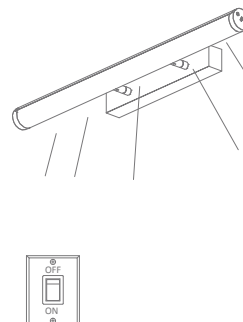
5. Fix the lamp to the bracket



6. Slide the preferred CCT before turning on the lamp.



7. Switch on



Note: -The lamp must be installed by professional electrician
-Ensure the power supply is switched off before fitting this product

-Do not touch the lamp when in use
-Keep away from hot steam and corrosive gas