




*Hamilton*

**Series**

**52" CEILING FAN  
INSTRUCTION BOOK**



**MODEL: MHF135OB**

**349-C-07/06-C2**

---

Thank you for purchasing your Martec Hamilton series product. Please read all instructions carefully before assembly and use.

**IMPORTANT SAFEGUARDS**  
**READ THESE INSTRUCTIONS CAREFULLY BEFORE INSTALLING OR USING THE PRODUCT. KEEP THE INSTRUCTIONS HANDY FOR FUTURE REFERENCE.**

**SAFETY**

**Installation of fans must follow SAA standards and meet local and regulatory authority regulations. A fully qualified and licensed electrician lawfully MUST carry out the installation.**

Means for disconnection must be incorporated into the fixed wiring in accordance with the wiring rules. Fan and light MUST be earthed.

Mounting bracket must be firmly attached to a solid structure i.e. concrete ceiling, steel structure or timber frame etc. and MUST be nailed between beams if timber option is required.

**WARNING**

Only approved Martec speed controllers and remote controls should be used for the operation of Martec fans. The use of unauthorized controllers will VOID the warranty.

**DO NOT** mix blades from one fan to another. All blades MUST be replaced if damaged.

**Important:** Always operate the product from a power source of the same voltage, frequency and rating as on the product identification plate.

**Important:** The fan is to be installed so that the blades are more than 2.1 metres above the floor.

Fan blade assembly can also be done on the floor prior to installing on the ceiling. This can be done by placing the fan on the foam insert provided in the carton.

**Important:** Be careful not to bend the blades when installing them on the floor as this will cause the fan to be unbalanced and wobble and cannot be rectified without replacing the full set of blades.

Avoid contacting moving parts. Keep hands, hair and clothing well away from the product while it is in operation,

This appliance is not intended for use by persons (including children) with reduced physical, sensory or mental capabilities, or lack of experience and knowledge, unless they have been given supervision or instruction concerning use of the appliance by a person responsible for their safety.  
Young children should be supervised at all times to ensure that they do not play with the appliance.

Do not operate any product which has been/or appears to be damaged in any manner or after the product malfunctions.

**CAUTION:** To reduce the risk of electric shock, do not install the product where it can be exposed to rain, moisture or any liquid.

Do not operate this product in the presence of explosive fumes and/or flammable liquid.

Do not use the product for anything other than it is intended use as described in these instructions. This product is intended for normal domestic household use only. The use of accessory attachments other than those recommended by the manufacturer may cause safety hazards.

**INSTALLING WALL CONTROL:**

18. The speed control and the light switch require an unswitched active. (depending on the model a light switch may not be supplied.)

- a. connect unswitched (permanent) active to wire in terminal block marked "AC-L 240v/50hz".
- b. connect switched active wire for fan to wire in terminal block marked "FOR FAN - L".
- c. connect switched active wire for fan light to wire in terminal block marked "FOR LIGHT-L".

"FOR LIGHT-L"

**HOW TO USE THE FAN/LIGHT:**

19. Select the position of the reverse switch on the fan.

Warm weather - have the air-flow directed downwards.

Cooler weather - have the air-flow directed upwards

20. Select the desired speed on the wall control by turning the knob to:

"1" . . . "2" . . . "3" . . .

position "0" is the off position.

21. Use your light switch to turn the light on or off.

**AFTER INSTALLATION:**

**WOBBLE:**

22. Should the fan have excessive wobble ensure that the tip of each blade is cutting through the air at the same point. This can be checked by measuring the distance from the ceiling to the tip of each blade. Correct any difference by adjusting the blade or blade holder.

Also be sure to check all blade screws and all screws holding the down rod and ball joint are tight.

**NOTE:** Ceiling fans tend to move during operation due to the fact that they are mounted on a rubber grommet. If the fan was mounted rigidly to the ceiling it would cause excessive vibration.

Movement of a few centimetres is quite acceptable and does not suggest any problem.

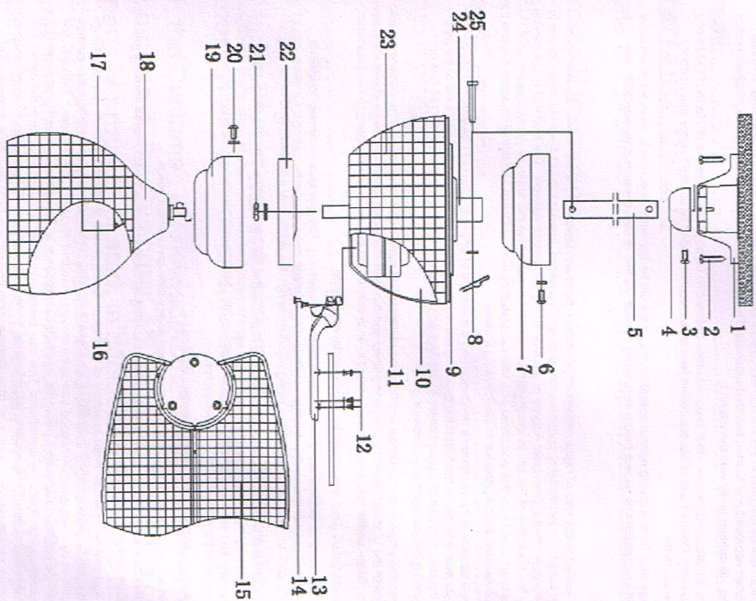
**NOISE:**

23. When everything is quiet, especially at night, you may hear occasional small noises.

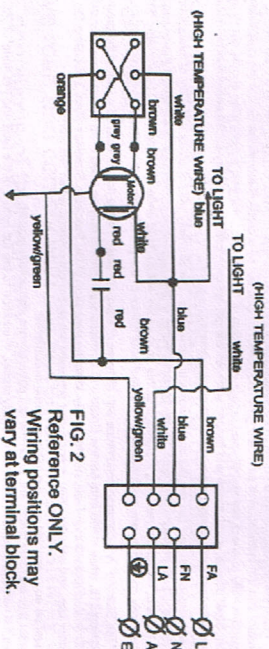
Slight power fluctuations and frequency signals superimposed in the electricity supply by your energy provider for the switching of off peak hot water and street lights may cause a change in the fan motor noise.

**NOTE:** Electronic speed controllers could damage this fan and also cause it to be noisy. The use of electronic speed controllers or any speed controller other than the controller included in the box will void the warranty.

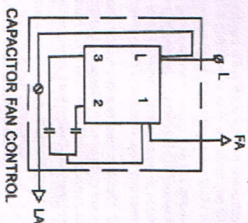
**SHOWN WITH LIGHT SWITCH  
(NOT SUPPLIED WITH ALL MODELS)**



KEY#	DESCRIPTION	QTY
#1	Hanging bracket	1
#2	Screw	2
#3	Screw	1
#4	Hanging ball	1
#5	Downrod	1
#6	Screw/spring washer	4
#7	Canopy base	1
#8	R pin/washer	1
#9	Upper housing	1
#10	Lower housing	1
#11	Motor	1
#12	Screw for blade/paper washer	15
#13	Blade holder	5
#14	Screw for blade holder	10
#15	Blades	5
#16	Lamp holder	1
#17	Lamp cap	1
#18	Lamp cover	1
#19	Switch housing	1
#20	Screw/spring washer	4
#21	Hexagon screw/spring washer	1
#22	Switch housing cover	1
#23	Housing cover (optional)	1
#24	Yoke	1
#25	Pin	1



**FIG. 2**  
Reference ONLY.  
Wiring positions may vary at terminal block.



# MARTEC PTY LTD: 3 YEAR IN HOME WARRANTY\*

## WARRANTY STATEMENT:

Martec Pty Ltd warrants this product for a period of 3 years "In Home" warranty from the original date of purchase for residential situations, subject to the following statements:

**Important notice: Martec Pty Ltd warrants this product for 3 years with "In Home" warranty. Martec Pty Ltd only warrants the fan against faulty workmanship and subject to the conditions and provisions set out below:**

- 1) The 3 year "In Home" warranty applies only if the product was purchased in Australia and does not transfer from the original purchaser. All ceiling fans replaced under warranty are only warranted for the balance of the warranty period.
- 2) The 3 year "In Home" warranty does not extend to fan accessories such as remote controller, firs and/or light fittings (including glass light shades) that have been fitted during or after the original ceiling fan installation. Globes are not covered under warranty.
- 3) All remote controllers, wall controllers, ballasts, and light fittings included in the ceiling fans original packaging have a 1 year warranty only. Remote controllers, wall controllers and light kits must be Martec approved and Martec branded products. The use of remote controllers, wall controllers and/or light kits which are not Martec approved and branded will subsequently void the warranty.
- 4) Any changes to plated and/or painted finishes due to climate conditions or other circumstances deemed to be beyond the control of Martec Pty Ltd or their authorised agent are not covered under this warranty. Outdoor use of Martec ceiling fans is not recommended or covered under this warranty. Proceed at your own risk as outdoor use will void the warranty.
- 5) Threaded components such as blade nuts and screws may loosen during normal operation; these should be tightened regularly to ensure the fan does not develop noises during operation. If noises do develop, check this aspect before requesting service, as this is not covered under warranty.

## PURCHASERS PLEASE NOTE:

- 6) Any claim made in relation to this warranty is solely limited to the cost of replacement of the product, parts and labour of the authorised service agent approved by Martec Pty Ltd. No acceptance of other liability for incidental or consequential damage is covered. Martec Pty Ltd does not cover travelling costs incurred by sea, air or road agents when service is requested by the purchaser outside of the Martec Pty Ltd service network. The Martec Pty Ltd service network is defined at our discretion, yet is limited by the boundary of the city in which you live. Travel outside of the city limits by the Martec Pty Ltd authorised service agent will incur commercial costs to be paid for by the purchaser at a rate calculated by the number of kilometres travelled beyond the city limits. Any service required outside of the service network will be provided in the following manner:  
6.1) Per warranty claim, a full replacement will be sent to the customer's residence and a minimum of \$80AUD plus GST plus freight will be covered by Martec Pty Ltd. All other costs over and above the \$80AUD, including but not limited to, labour and travel costs are to be paid for by the purchaser. Please Note: It is the responsibility of the purchaser to call Martec's customer service number 1300 730 064 or 02 8778 7500 prior to any electrician leaving the job site if any problems occur.
- 7) This warranty becomes void if the product was not installed properly by a qualified and licensed electrician. In addition, this warranty will be considered void if any, or all, of the following has occurred: tampering with the product, product damage, repair by non-qualified electrician, becoming faulty due to improper use, normal wear and tear, accident damage, product abuse, and/or failure to use the product in accordance with the instructions relating to the installation.
- 8) This product is only covered by this warranty for a period of 90 days when used in a commercial application.
- 9) Minor variations of speed between the same model fans may be evident and is not covered under this warranty. Any changes in climate conditions deemed by Martec Pty Ltd to be beyond reasonable control are not covered under this warranty. Any damage caused to floor, ceilings, furniture, carpet and/or any consequential damage caused within the establishment where this fan is being installed, is not covered under this warranty.
- 10) Repairs carried out by the Martec approved service agent due to incorrect installation will be charged to the purchaser at the time of service. This warranty is limited to the product being repaired/replaced only by an approved Martec Pty Ltd service agent and does not include costs where the original installation was not carried out per the instruction manual. The product warranty is limited to defects in workmanship only and does not apply to loss or damage caused by abnormal or excessive force of any kind from internal or external sources.
- 11) This warranty does not cover electrical humming noises, wobbling or any other external influences.
- 12) Martec Pty Ltd reserves the right to change or amend any or all parts of this warranty statement at any time and without notice.
- 13) The costs associated with the hire of extension ladders and scaffolding to service ceiling fans installed on ceilings higher than 3 metres from the ground, will not be covered by this warranty. These costs will be borne by the customer not Martec Pty Ltd.

**BE ADVISED:** All ceiling fans will emit some audible noise, and said noise will be most apparent at night or at during period of time when there is less ambient noise to interfere with said noise, and especially on low speed settings. Slight electrical fluctuations may cause said noise. This noise is referred to as ripple control, which is a method used by electricity companies to control utilities by using a superimposed frequency on your standard 50Hz AC power supply. Typically, the ripple control is used to control and manage peak power loads on the electrical distribution network. This noise is the result of the electricity supplier alternating the direct current entering your house in order to check it, for example, street lights are operational. This may cause intermittent humming noises in the ceiling fan and is not covered under warranty. A light fitting will often accumulate noise and vibrations, which can be traced to loose glass fittings or other components, this is not covered under warranty. To learn more about ripple control, please visit our website at: [http://www.martecfans.com.au/drip/ripple\\_control.html](http://www.martecfans.com.au/drip/ripple_control.html)

**NOTE:** Martec Pty Ltd assumes that installation of said ceiling fan is carried out as this installation manual has aforementioned, i.e. mounted to a solid timber structure. It is the purchaser's responsibility to ensure that the installation of said ceiling fan has been carried out by a certified electrician as per the guidelines of this instruction manual. As it is the purchaser's responsibility to check the stability and proper installation of the fan, the purchaser's electrician should check and identify any problems prior to finalizing installation. Steel beams, gird ceilings and flexible surfaces will not absorb vibration and may cause some audible noise due to vibration; as a result this will not be considered a fault and will not be covered under this warranty.

Martec Pty Ltd only covers manufacturing faults associated with said fan per the above warranty provisions. This warranty will not cover the entry of foreign matter or influences to the product including, but not limited to, liquid, moisture, dirt, dust, electrical fluctuations, or any additional problems encountered if the ceiling fan is used in an outdoor environment. Power supply faults or influences resulting in damage to this product are not covered under this warranty. The warranty does not cover any loss, damage or delay directly or indirectly caused by any malfunction or defect of or failure of the product other than stated in this warranty.

**NOTE:** Stainless steel requires regular cleaning. "Tea Staining" is a common occurrence with all types of stainless steel. This is not considered a fault of the product and is not covered under warranty. Martec's Precision 316, while made from Martec Grade 316 stainless steel, should only be used in an covered or enclosed outdoor environment as the fan is not hermetically sealed and will eventually rust internally. With the exception of the Precision Stainless Steel 316 ceiling fan, none of Martec's Ceiling Fans are meant for outdoor use, and will either rust or encounter problems which are not covered within this warranty.

**IMPORTANT NOTICE:** All claims for warranty must be accompanied with the following three documents:  
- Completed warranty card found after this warranty statement, or on the last page of your instruction manual.  
- Please ensure that the purchasers full name and contact details are clearly stated, in addition to the full nature of the fault and the serial or P.O. number which can be located on the top motor housing, and  
- The purchase receipt from the store or location the fan was originally purchased from the electrician's installation compliance certificate, receipt and license number as well as the purchasers full name and details

Upon receipt of the abovementioned documentation, Martec Pty Ltd will issue a service call to fulfill the conditions of this warranty.  
Customer Service Operates between 9AM to 5PM EST Monday through Friday  
Toll Free Customer Service Hotline: 1300 730 064  
Customer Service Local Number: 02 8778 7500  
Customer Service Fax: 02 8778 7555

**IMPORTANT:** Please do not phone the retailer for warranty work. Instead phone the Customer Service Hotline found above.  
Martec Pty Ltd | 24 York Rd, Ingleburn NSW 2565 | Ph: 02 8778 7500 | Fax: 02 8778 7555

## Customer Details

Surname..... Given Name.....

Address.....

Daytime Ph..... A/h Ph.....

Email.....

## Warranty Details

Date of Purchase..... Installation Date.....

Product Description.....

Store..... P.O. No. **103**

Fault Description.....

.....  
I, the Customer, hereby acknowledge that I have read and agree with the Martec Pty Ltd warranty statement and the conditions found within regarding the warranty service and its limitations.

.....  
I, the Customer, acknowledge that Martec Pty Ltd reserves the right to charge me, the Customer, \$80 plus GST plus the costs of any replacement parts or products (if any), in addition to the costs associated with shipping these parts to my location should the reported fault not be an actual manufacturing fault or malfunction. This will be assessed on a case by case basis by the authorised Martec Service Agent dispatched to my premises.

.....  
I, the Customer, acknowledge that I will be liable for this charge should the authorised Martec Service Agent determine this to be the case. Failure to pay warranty recovery charges issued by Martec Pty Ltd will result in the termination of any remaining warranty, in addition to possible debt collection procedures.

.....  
I,..... do hereby certify that I have read and comply with the aforementioned warranty conditions and agree to the conditions of this warranty claim.

Print Name:.....

Signature:.....

Date:.....