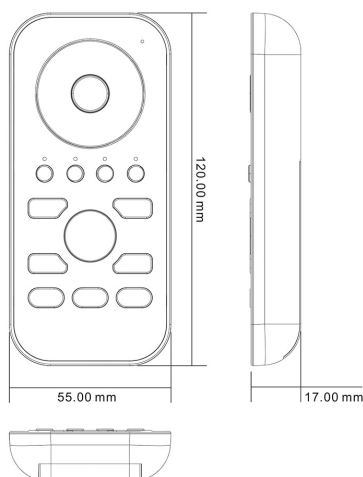


PRODUCT SPECIFICATIONS

- Material:** Plastic
- Colour:** Black
- LED Strip Type:** RGBC + RGBW
- No. of Zones:** 1
- Input Voltage:** 4.5v DC (3x AAA Batteries)
- Output Signal:** 2.4Ghz
- Transmitting Range:** Up to 30m
- IP Rating:** IP20
- Dimmable:** Yes (0.1% - 100%)
- Warranty:** 2 Years Replacement**



DIMENSIONS



COMPATIBLE WITH

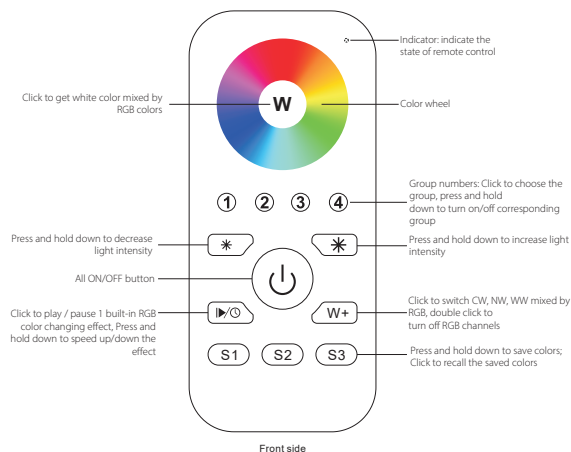


- HV9105-ZB-RGBW

IP RATING



OPERATING INSTRUCTIONS



Product Ordering

IMAGE

PART NUMBER



HV9102-ZB-RGBWREM

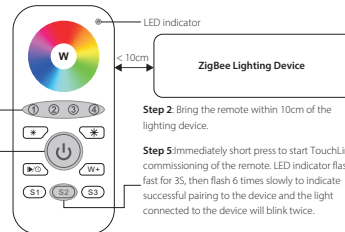
SAMPLE INSTALLATION DIAGRAM

TouchLink to a Zigbee Lighting Device

Step 1: Set the zigbee lighting device to start TouchLink commissioning, please refer to its manual to learn how.

Step 3: Short press any button to choose a group to touchlink.

Step 4: Press and hold down until LED indicator turns on.



- Note: 1) Directly TouchLink (both not added to a ZigBee network), each remote can link with 30 devices.
 2) TouchLink after both added to a ZigBee network, each remote can link with max. 30 devices.
 3) For Hue Bridge & Amazon Echo Plus, add remote and device to network first then TouchLink.
 4) After TouchLink, the remote can control the linked lighting devices.

** See Warranty Terms and Conditions for more information

For more information contact Havit Lighting

ADDRESS:
 143 Beauchamp Road
 Matraville NSW 2036
 Australia

Tel: 02 9381 8300
 Fax: 02 9666 8881
 Email: sales@havit.com.au
 web: www.havit.com.au