

EXPO-35-REC

Date: 08/2020

Variants		Item No.	Colour Temp
Blk	Wht		
20714	20715	EXPO-35-REC	TRIO

Description: LED Recessed Downlight

Thank you for purchasing your new EXPO-35-REC Wall Light, Please take the time to read and understand the instruction sheet below. Failure to do so may void warranty.

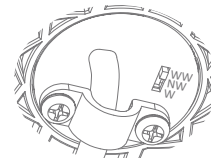
Specifications

Voltage:	240V AC	Lumen (±5%):	Warm White 3000K - 3650lm Neutral White 4000K - 37500lm White 5700K - 3850lm	Dimmable:	Yes
Power:	35W	Beam Angle:	80°	Operating Temp:	-20°~45°C
IP Rating:	IP44	CCT:	3000K - 4000K - 5700K (Switchable)		
CRI:	≥90	Lifespan:	50,000hrs		

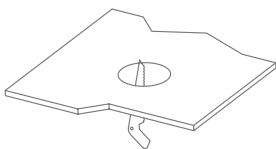
For the product with Slide Switch of Color Selection, please select the light color (DL/CW/WW) before installation.



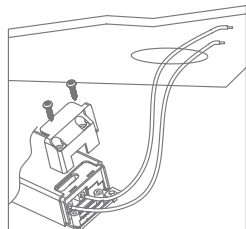
Slide switch for color selection



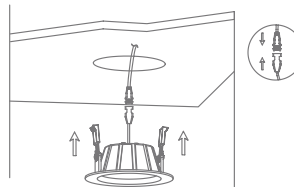
Step 1
Open a hole according to the cutout size of LED downlight



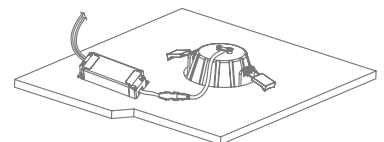
Step 2
Use screw-driver to open the driver terminal cover, feed the main AC wire L, N, in terminal block respectively, then fix the cover back.



Step 3
Connect the downlight with driver, hold back the spring clip then push the downlight into the hole.



Step 4
Connect the downlight with driver, hold back the spring clip then push the downlight into the hole



Note: -The lamp must be installed by professional electrician
-Ensure the power supply is switched off before fitting this product

-Do not touch the lamp when in use
-Keep away from hot steam and corrosive gas