

### EXPO-25-REC

Date: 08/2020

Variants		Item No.	Colour Temp
Blk	Wht		
20712	20713	EXPO-25-REC	TRIO

Description: LED Recessed Downlight

Thank you for purchasing your new EXPO-25-REC Wall Light, Please take the time to read and understand the instruction sheet below. Failure to do so may void warranty.

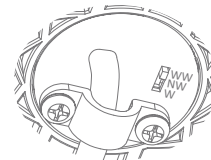
### Specifications

Voltage:	240V AC	Lumen (±5%):	Warm White 3000K - 2200lm Neutral White 4000K - 2400lm White 5700K - 2600lm	Dimmable:	Yes
Power:	25W	Beam Angle:	80°	Operating Temp:	-20°~45°C
IP Rating:	IP44	CCT:	3000K - 4000K - 5700K (Switchable)		
CRI:	≥90	Lifespan:	50,000hrs		

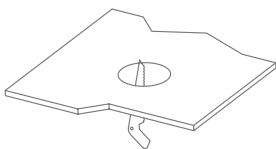
For the product with Slide Switch of Color Selection, please select the light color (DL/CW/WW) before installation.



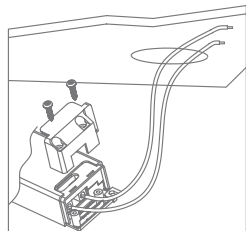
Slide switch for color selection



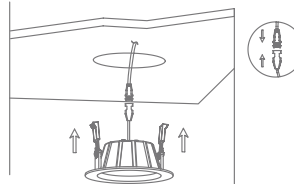
**Step 1**  
Open a hole according to the cutout size of LED downlight



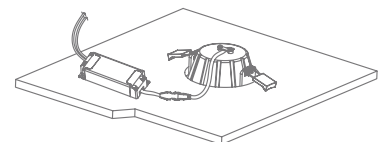
**Step 2**  
Use screw-driver to open the driver terminal cover, feed the main AC wire L, N, in terminal block respectively, then fix the cover back.



**Step 3**  
Connect the downlight with driver, hold back the spring clip then push the downlight into the hole.



**Step 4**  
Connect the downlight with driver, hold back the spring clip then push the downlight into the hole



**Note:**  
-The lamp must be installed by professional electrician  
-Ensure the power supply is switched off before fitting this product

-Do not touch the lamp when in use  
-Keep away from hot steam and corrosive gas