

## Blaze-Pro-Pir

### Plug & Play Sensor



#### Description

All models feature a Sensor Adaptor Interface to install the optional PIR Sensor (BLAZE-PRO-PIR). The optional sensor is a Plug-N-Play accessory that instantly converts the BLAZE-PRO floodlights into LED floodlights with sensor models. Available in Black and White colour options.

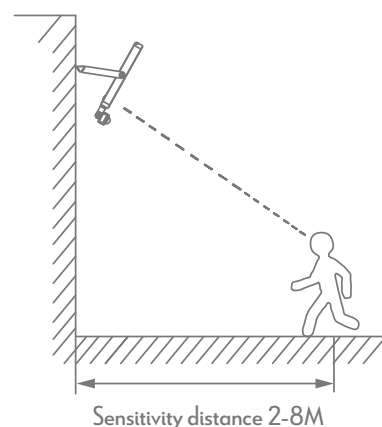
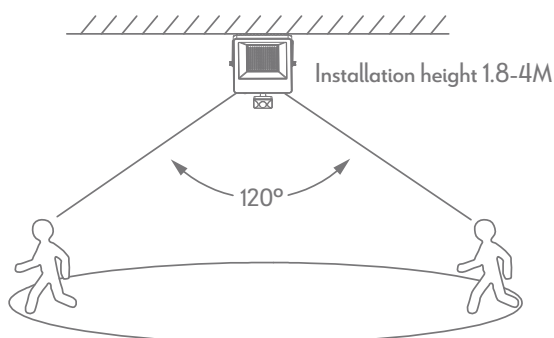
#### Specification Features

Left/Right Adjustment: 90°  
 Up/Down Adjustment: 180°  
 Sensor Control: ON/OFF  
 Time Delay Settings: 1, 3, 6 & 12Min  
 Sensitivity Settings: 25%, 50%, 75% & 100%  
 Sensitivity Distance: 2-8M  
 IP Rating: IP65

Requires: CR2025 Battery (not included)



Item No.	Variant	
	Blk	Wht
BLAZE-PRO-PIR	19926	19927



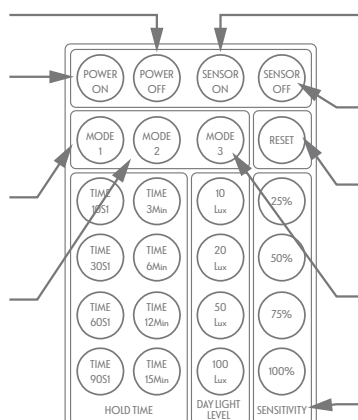
Press the power off button to turn off the fixture.

Press to power ON the light for 5s by default, then enter the last saved parameter state to be commanded.

Light turns on at 100% when motion is detected, and turns off after no motion.

Light turns on at 100% when motion is detected, and remains 10% brightness after no motion.

Delay time setting, a total of eight gears, 10s, 30s, 60s, 90s, 3min, 6min, 12min, 15min press the button and light flashes once.



Sensor ON Button enters the last saved parameter state to be commanded.

Sensor OFF Button turns on constant light mode.

Restore factory settings button, default mode 1, delay time 30s, illumination 20lux, sensitivity 50%

Light turns on at 100% when motion is detected, and remains 20% brightness after no motion.

Sensitivity settings, total of four gears, 25%, 50%, 75%, 100%. Press the button and the light flashes once.

Illumination value settings, a total of four gears, 10lux, 20lux, 50lux, 100lux press the button and the light flashes once.

