

DEEP-13

Variants		Item No.	Colour Temp
Blk	Wht		
21731	21732	DEEP-13	TRIO

Description: Deepset LED Downlight

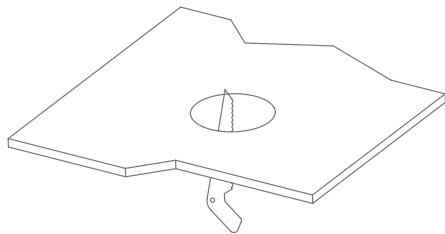
Thank you for purchasing your new DEEP-13 downlight, Please take the time to read and understand the instruction sheet below. Failure to do so may void warranty.

Specifications

Voltage:	240V AC	Lumen (±5%):	Warm White 3000K - 987lm Neutral White 4000K - 1053lm White 5000K - 1120lm	Dimmable:	Yes
Power:	13W	Beam Angle:	36°	Operating Temp:	-20°C~45°C
IP Rating:	IP40	CCT:	3000K - 4000K - 5000K (Switchable)		
CRI:	≥80	Lifespan:	50,000Hrs		

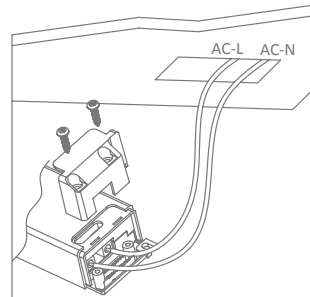
Step 1

Open a hole according to the cutout size of led downlight.



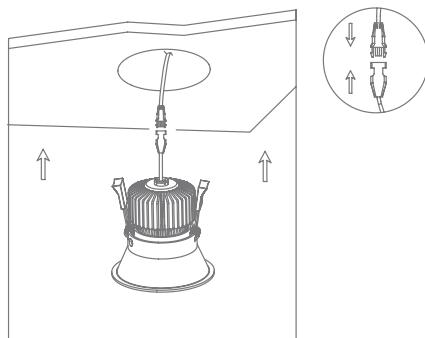
Step 2

Use screw-driver to open the driver terminal cover, feed the main AC wire LN in terminal block respectively, then fix the cover back,



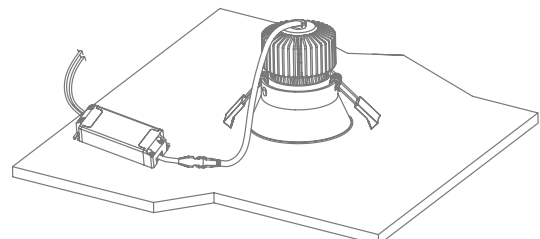
Step 3

Connect the downlight with driver, hold back the spring clip then push the downlight into the hole.



Step 4

Connect the downlight with driver, hold back the spring clip then push the downlight into the hole.



Note: -The lamp must be installed by professional electrician
-Ensure the power supply is switched off before fitting this product

-Do not touch the lamp when in use
-Keep away from hot steam and corrosive gas