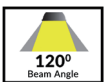




STE SERIES

12V / 240V LED Eyelid Step Lights

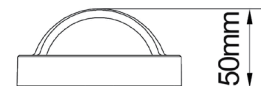
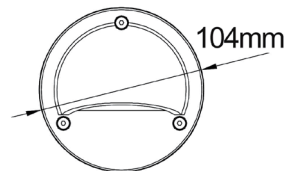
- Input voltage: 12V DC or 240V AC
- Wattage: 2.3W
- Surface mounted
- 18pcs SMD3528 LED chips
- Die cast aluminium or SS 316
- Polished finish
- Remote control gear required for 12V models (DC drivers only)



▲ STE1,2



▲ STE3,4



Tested & Recommended Drivers (for STE1 & 3):

CLADR12W (3) / DRIV1 (3) / OTTER1 (3) / CLA111011 (2) /
CLA113011 (8) / CLA115011 (12) / CLA1110011 (25) / CLA1115011
(40) / CLA1120011 (55)

Part No.	Description	Kelvin	Lumens	Watt	PF	CRI	Dimensions	Back Plate	Carton QTY
STE1	STEP EYELID LED 12V DC S/M SS316 RND	3000K	144lm	2.3W	1.0	>70	Ø104x50mm	Ø104mm	1/30
STE2	STEP EYELID LED 240V S/M SS316 RND	3000K	144lm	2.3W	>0.3	>70	Ø104x50mm	Ø104mm	1/30
STE3	STEP EYELID LED 12V DC S/M BLK RND	3000K	144lm	2.3W	1.0	>70	Ø104x50mm	Ø104mm	1/50
STE4	STEP EYELID LED 240V S/M BLK RND	3000K	144lm	2.3W	>0.3	>70	Ø104x50mm	Ø104mm	1/50