



BOTANIC DUSK-TO-DAWN GARDEN CONTROLLER



Turn on your garden lighting automatically.



Come home to a beautifully lit garden. Add a dusk to dawn controller to your D.I.Y garden light installation utomatically turn your garden lights on at dusk and turn off at dawn, make sure your garden has light all night long. Simply plug in and ready to control.

IP68 weather resistant rating for outdoor use

Easy and safe DIY installation


Connects to other Brilliant Plug & Play garden light ranges.

Corrosion resistant plastic construction.

Must be used with suitable 12V DC LED driver (Sold separately, see overleaf)

APPLICATIONS

- Automate our garden lighting to illuminate only at night.
- Suitable for residential and commercial applications





BOTANIC DUSK-TO-DAWN GARDEN CONTROLLER

TECHNICAL SPECIFICATIONS

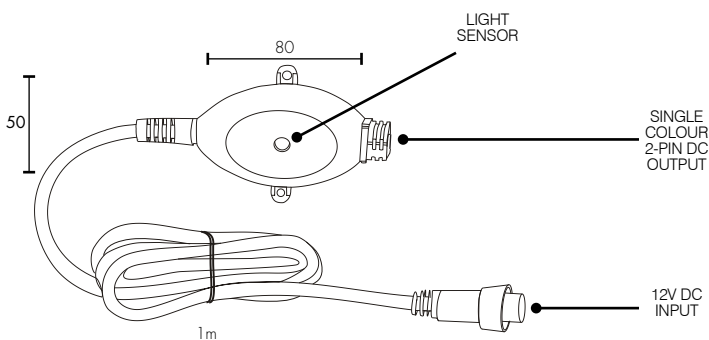
| | |
|------------------------------------|--------------------------------|
| Operating voltage: | 12V DC 5A |
| Class: | Class III (3) |
| Wattage: | 60W total max |
| Output: | 2-Pin (triangular slot) |
| Lux level to turn light on: | 150-180 below |
| Construction: | Durable ABS with Polycarbonate |
| Ingress protection: | IP68 rated |
| Warranty: | 2 year replacement |
| Standards: | AS/NZS 60598.1 |



INSTALLATION

Do-It-Yourself

ACCESSORIES (sold separately)

| | |
|--------------------------|---|
| 2-Pin Flat Cable: | 5m: 21638/06 10m: 19918/06, |
| 2-Way Splitter | 19919/06 |
| Transformers: | 24W: 19915/06 36W: 19916/06 60W: 19917/06 |



| | MODEL | COLOUR | DESCRIPTION | BOX SIZE | GROSS WEIGHT | BOX QTY | BARCODE/TUN |
|-------------------|----------|--------|---------------------------------|-----------------------|--------------|---------|--|
| RETAIL BOX | 21636/06 | Black | Botanic Dusk-to-Dawn Controller | W225 x H75 x D65 mm | 0.22 kg | 1 pc |  9 312641 216360 > |
| OUTER CTN | 21636/06 | Black | Botanic Dusk-to-Dawn Controller | W425 x H235 x D220 mm | 5.70 kg | 24 pc |  19312641216367 |