

AQUA-13

Item No.	Variants				CCT	Description
	Standard		DALI			
	Blk	Wht	Blk	Wht		
AQUA-13	21272	21273	21289	21290	TRIO	13W Round Downlight

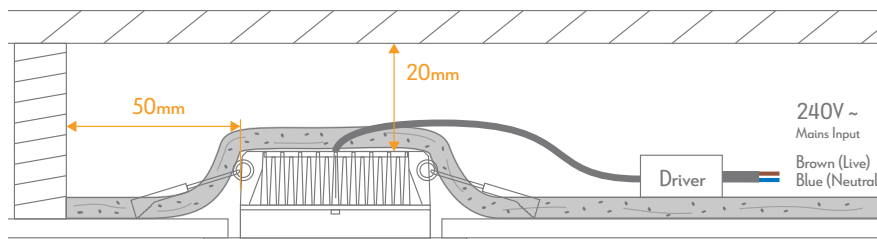
Thank you for purchasing your new LED AQUA, Please take the time to read and understand the instruction sheet below. Failure to do so may void warranty.

Specifications

Voltage:	240V	Lumen (±5%):	Warm White 3000K - 1130lm Neutral White 4000K - 1300lm White 5700K - 1220lm	Dimmable:	Yes*
Power:	13W	Beam Angle:	60°	Operating Temp:	-20°C~45°C
IP Rating:	65	CCT:	3000K - 4000K - 5700K (Switchable)	Power Factor:	≥0.9
CRI:	≥90	Lifespan:	50,000hrs	Cutout:	Ø90-95mm

*Fully dimmable with suitable dimmers.

Minimum clearance distances to flammable building elements.



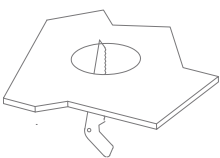
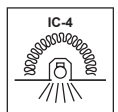
Note:

The LED driver is NOT suitable for covering with insulation material.

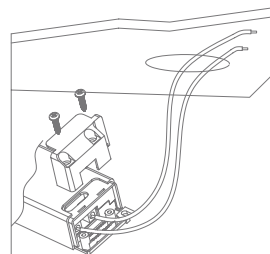
Warning-Risk of overheating or fire if the clearance distances are compromised.

The flexible cable cannot be replaced, if this cable is damaged the luminaire will need to be replaced.

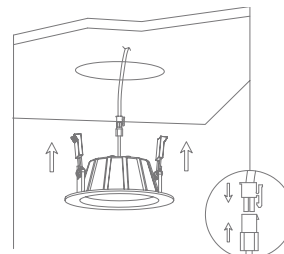
The light source of this luminaire is not replaceable; at the end of life the whole luminaire should be replaced.



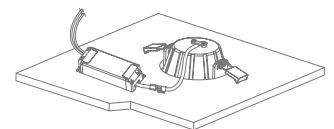
1. Open a hole according to the cutout size of led downlight.



2. Use screw-driver to open the driver terminal cover, feed the main AC wire L.N. in terminal block respectively, then fix the cover back.



3. Connect the downlight with driver, hold back the spring clip then push the downlight into the hole.



4. Make sure the downlight fixed tightly in ceiling, turn on the power.

Note: -The lamp must be installed by professional electrician
-Ensure the power supply is switched off before fitting this product

-Do not touch the lamp when in use
-Keep away from hot steam and corrosive gas